

# Market Information BULLETIN

Sue L. Mosley, Market Administrator

www.fmmatlanta.com

September 2008



Southeast Marketing Area  
Federal Order 7

Volume 9—No. 9

ISSUED FOR THE INFORMATION OF PRODUCERS WHO ARE NOT MEMBERS OF COOPERATIVE ASSOCIATIONS

## Implementation of Class III and IV Manufacturing Cost Allowances and Butterfat Yield Factor Delayed to October

The U. S. Department of Agriculture (USDA) has announced an interim rule that delays the effective date of an Interim Final Rule published July 31, 2008 amending the manufacturing cost allowances and the butterfat yield factor used in Class III and Class IV product-price formulas in all Federal milk marketing orders. The effective date, which had been September 1, 2008, will now be October 1, 2008. USDA is delaying the effective date because of a complaint filed in the U. S. District Court for the District of Columbia to enjoin the implementation of the revised manufacturing allowances and butterfat yield factor. Delaying implementation allows sufficient time for a preliminary injunction hearing.

The interim rule was published in the September 3 Federal Register and is available at [www.fmmatlanta.com](http://www.fmmatlanta.com) under 'What's New'. For additional information contact Jack Rower at [jack.rover@usda.gov](mailto:jack.rover@usda.gov).

## USDA Announces Final Rule to Establish Rules of Practice for the Federal Milk Order Hearing Process

The USDA has announced a final rule establishing supplemental rules of practice for the Federal milk marketing order hearing process. The intent of this rule is to establish guidelines and timeframes to improve the timeliness of the Federal milk order hearing process.

This final rule amends the general regulations for Federal milk marketing agreements and marketing orders by establishing supplemental rules of practice in accordance with section 1504 of the Food, Conservation and Energy Act of 2008 (otherwise known as the 2008 Farm Bill). This rule defines supplemental (*continued on Page 4*)

## Uniform Price Decreases

The uniform price in Fulton County, GA, was \$21.25 per hundredweight of milk at 3.5 percent butterfat for the month of August. The uniform price is \$1.43 lower than the previous month and is \$2.62 less than August of last year.

Class I utilization was 72.09 percent in August, an increase of 4.36 percent compared with the previous month and an increase of 1.52 percent compared to August of last year.

## National Dairy Situation

The USDA estimates that the total U.S. production of milk in July was 15.93 billion pounds, an increase of 1.4 percent from July 2007 and an increase of 0.1 percent when compared with June 2008. On a daily average basis, July production was 3.1 percent lower than June 2008.

Total cheese output (excluding cottage cheese) was 812 million pounds, 1.5 percent above July 2007 and 0.3 percent above June 2008. Butter production was 117 million pounds, slightly above July 2007 but 2.7 percent below June 2008.

Nonfat dry milk powder production was 136 million pounds in July, 11.0% percent higher than July 2007 and 0.3% percent lower than June 2008 on a daily average basis. Dry whey production was 90 million pounds in July, a 5.8 percent decrease from July of last year and a 6.3 percent decline from June 2008 on a daily average basis. The milk-feed price ratio was 1.89 in August, a decline of 0.02 points from last month.

## Transportation Credit Update

Preliminary claims on the Federal Order 7 transportation credit balancing fund for August 2008 were made for \$3,918,565.29. Since the available balance was \$3,281,749.09, eligible claims were paid at the rate of approximately \$0.84 on the dollar.

**F.O. 7 - SOUTHEAST: CALCULATION OF UNIFORM PRICES - AUGUST 2008**

**Calculation of Uniform Butterfat Price:**

	<u>Utilization</u>	<u>Pounds</u>	<u>Price/lb.</u>	<u>Value</u>
Class I Butterfat	41.90%	8,281,236	\$1.6804	\$ 13,915,788.99
Class I Differential at Location				275,840.89
Class II Butterfat	26.61%	5,258,003	\$1.7483	9,192,566.66
Class III Butterfat	13.05%	2,578,007	\$1.7413	4,489,083.61
Class IV Butterfat	18.44%	3,643,612	\$1.7413	6,344,621.56
<b>Total Butterfat</b>	<b>100.00%</b>	<b>19,760,858</b>		<b>\$ 34,217,901.71</b>

Uniform Butterfat Price per lb. (Fulton County, Georgia): **\$1.7316**

**Calculation of Uniform Skim Milk Price**

<b>Producer Milk</b>	<u>Utilization</u>	<u>Pounds</u>	<u>Price per unit</u>	<u>Value</u>
Class I Skim Milk	73.21%	390,640,521	\$13.05 /cwt.	\$ 50,978,588.03
Class I Butterfat	41.90%	8,281,236	\$1.6804 /lb.	13,915,788.99
Class I Differential at Location		398,921,757		13,377,251.03
<b>Total Class I Milk</b>	<b>72.09%</b>	<b>398,921,757</b>		<b>\$ 78,271,628.05</b>
Class II Skim Milk	9.78%	52,183,090	\$11.74 /cwt.	\$ 6,126,294.77
Class II Butterfat	26.61%	5,258,003	\$1.7483 /lb.	9,192,566.66
<b>Total Class II Milk</b>	<b>10.38%</b>	<b>57,441,093</b>		<b>\$ 15,318,861.43</b>
Class III Skim Milk	9.08%	48,455,108	\$11.63 /cwt.	\$ 5,635,329.09
Class III Butterfat	13.05%	2,578,007	\$1.7413 /lb.	4,489,083.61
<b>Total Class III Milk</b>	<b>9.22%</b>	<b>51,033,115</b>		<b>\$ 10,124,412.70</b>
Class IV Skim Milk	7.93%	42,337,574	\$10.93 /cwt.	\$ 4,627,496.84
Class IV Butterfat	18.44%	3,643,612	\$1.7413 /lb.	6,344,621.56
<b>Total Class IV Milk</b>	<b>8.31%</b>	<b>45,981,186</b>		<b>\$ 10,972,118.40</b>
<b>Producer Milk</b>	<b>100.00%</b>	<b>553,377,151</b>		<b>\$ 114,687,020.58</b>

**Adjustments**

Overage and Other Source	\$47,957.99
Inventory Adjustments	\$11,108.01
Producer butterfat at uniform butterfat price	(\$34,217,901.71)
Location Adjustments to Producers	\$3,437,934.04
1/2 Unobligated Balance in P.S.F	\$260,803.81
<b>Adjusted Pool Value</b>	<b>\$ 15.78417</b>
Reserve for Producer Settlement Func	<b>\$ 0.04417</b>
	<b>\$84,226,922.72</b>

**Uniform Skim Milk Price per cwt. (Fulton County, Georgia):**

**\$15.74**

**Uniform Price per cwt. (Fulton County, Georgia)**

**\$21.25\***

\* At 3.5% butterfat test; for information purposes.

**OTHER FEDERAL ORDERS: CLASS I AND UNIFORM PRICES (At 3.5% Butterfat)**

MARKET NAME (Priced at)	CLASS I		UNIFORM		CLASS I %
	AUG 2008	SEP 2008	JUL 2008	AUG 2008	AUG 2008
Appalachian (Charlotte)	\$ 21.87	\$ 21.05	\$ 22.31	\$ 20.72	69.48%
Arizona (Phoenix)	\$ 22.22	\$ 21.40	\$ 19.31	\$ 18.50	36.70%
Central (Kansas City)	\$ 21.87	\$ 21.05	\$ 19.38	\$ 18.32	33.58%
Florida (Tampa)	\$ 23.87	\$ 23.05	\$ 24.89	\$ 23.01	84.90%
Mideast (Cleveland)	\$ 21.87	\$ 21.05	\$ 19.71	\$ 18.70	40.50%
Northeast (Boston)	\$ 23.12	\$ 22.30	\$ 20.61	\$ 19.50	42.10%
Pacific Northwest (Seattle)	\$ 21.77	\$ 20.95	\$ 18.94	\$ 18.03	28.05%
<b>Southeast (Atlanta)</b>	<b>\$ 22.27</b>	<b>\$ 21.45</b>	<b>\$ 22.68</b>	<b>\$ 21.25</b>	<b>72.09%</b>
Southwest (Dallas)	\$ 22.87	\$ 22.05	\$ 20.09	\$ 19.32	37.04%
Upper Midwest (Chicago)	\$ 21.67	\$ 20.85	\$ 18.90	\$ 17.81	13.40%

**SOUTHEAST MILK MARKETING AREA-FEDERAL ORDER 7  
STATISTICAL SUMMARY**

Receipts:	August 2008	August 2007
<b>Producer Milk</b>		
Class I	398,921,757	409,986,882
Class II	57,441,093	60,966,906
Class III	51,033,115	94,557,115
Class IV	45,981,186	15,538,624
	<hr/>	<hr/>
Total Producer Milk	<b>553,377,151</b>	<b>581,049,527</b>
Average Butterfat Test	3.57%	3.59%
Percent of Producer Milk in Class I	72.09%	70.57%
Daily Average Receipts	17,850,876	18,743,533
<b>Other Source Milk</b>		
Class I	7,628,787	18,863,317
Class II	18,418,070	23,840,640
Class III	2,068,413	4,470,501
Class IV	5,579,266	8,595,224
	<hr/>	<hr/>
Total Other Source Milk	<b>33,694,536</b>	<b>55,769,682</b>
<b>Overage</b>		
Class I	0	0
Class II	0	3,433
Class III	0	0
Class IV	122,154	1,900
	<hr/>	<hr/>
Total Overage	<b>122,154</b>	<b>5,333</b>
<b>Opening Inventory</b>		
Class I	32,495,840	32,802,508
Class II	453,095	4,096,368
Class III	31,004	4,242,768
Class IV	13,871,030	7,794,927
	<hr/>	<hr/>
Total Opening Inventory	<b>46,850,969</b>	<b>48,936,571</b>
	<hr/>	<hr/>
<b>Total Receipts</b>	<b>634,044,810</b>	<b>685,761,113</b>
<b>Utilization:</b>		
<b>Class I Utilization</b>		
Inventory of Packaged FMP	31,973,462	36,020,885
Route Disposition Class I	396,308,313	413,709,412
Shrinkage	3,045,652	4,512,743
Transfers & Diversions to Nonpool	7,718,957	7,409,667
	<hr/>	<hr/>
Total Class I Utilization	<b>439,046,384</b>	<b>461,652,707</b>
Average Butterfat Test	2.07%	2.10%
Daily Average Utilization	14,162,787	14,892,023
<b>Class II Utilization</b>		
Nonfluid Used To Produce	2,135,315	2,527,753
Shrinkage	3,418	2,381
Transfers & Diversions to Nonpool/Commercial Foods Used To Produce/Other Uses	36,062,238	42,540,158
	<hr/>	<hr/>
Total Class II Utilization	<b>73,312,258</b>	<b>88,907,347</b>
Average Butterfat Test	8.83%	8.30%
<b>Class III Utilization</b>		
Shrinkage	0	8,078,567
Transfers & Diversions to Nonpool Used To Produce/Other Uses	53,132,532	89,816,682
	<hr/>	<hr/>
Total Class III Utilization	<b>53,132,532</b>	<b>103,270,384</b>
Average Butterfat Test	5.00%	4.37%
<b>Class IV Utilization</b>		
Inventory	22,649,078	14,967,832
Nonfluid Used To Fortify	1,395,729	1,472,460
Shrinkage	7,517,375	188
Transfers & Diversions to Nonpool Used To Produce/Other Uses	29,494,732	15,490,195
	<hr/>	<hr/>
Total Class IV Utilization	<b>65,553,636</b>	<b>31,930,675</b>
Average Butterfat Test	7.10%	12.00%
	<hr/>	<hr/>
<b>Total Utilization</b>	<b>634,044,810</b>	<b>685,761,113</b>

## Southeast Market Summary

The minimum order uniform price for payment to producers supplying the Southeast Order marketing area during August 2008 is \$21.25 per hundredweight for milk with a 3.5% butterfat test in Fulton County, Georgia. This is .965 times the uniform skim milk price of \$15.74 per hundredweight plus 3.5 times the uniform butterfat price of \$1.7316 per pound. Payment to producers may be reduced by location differentials, if applicable, and by properly authorized deductions.

Uniform prices are the result of marketwide pooling; all producer milk was classified and priced according to the milk's use. In August, Class I use, which is primarily bottled or packaged fluid milk, accounted for 73.21% of all producer skim milk (priced to handlers at \$13.05 per hundredweight, plus the Class I differential, see page 2) and 41.90% of producer butterfat (priced to handlers at \$1.6804 per pound plus Class I differential). Class II use, which is milk used in fluid cream products and miscellaneous manufacturing, accounted for 9.78% of all producer skim milk (\$11.74 per hundredweight) and 26.61% of producer butterfat (\$1.7483 per pound). Class III use, mostly milk used to produce cheese, accounted for 9.08% of all producer skim milk (\$11.63 per hundredweight) and 13.05% of producer butterfat (\$1.7413 per pound). Class IV use, generally milk processed into butter and powder, accounted for 7.93% of all producer skim milk (\$10.93 per hundredweight) and 18.44% of producer butterfat (\$1.7413 per pound).

Receipts of producer milk during August 2008 totaled 553.4 million pounds. There were 27 regulated pool distributing plants, 2 pool supply plant and 13 cooperative associations submitting reports of receipts and utilization that were included in the computation of the uniform prices for August 2008. Class I route disposition in the area totaled 396.3 million pounds in July 2008.

### Packaged Class I Route Sales in Marketing Area

Product Description	Pounds	Percent
<u>July 2008</u>		
Whole Milk	141,200,220	35.63%
Fat Free Milk	49,007,237	12.36%
Lowfat Milk (incl. 1%)	29,433,758	7.43%
Reduced Fat Milk (incl. 2%)	151,268,580	38.17%
Cultured Fluid Milk (incl. Buttermilk)	8,368,481	2.11%
Flavored Drinks and Milk	17,027,811	4.30%
<b>Total Disposition in Marketing Area</b>	<b>396,306,087</b>	<b>100.00%</b>
Total Disposition by Pool Plants	307,738,229	77.65%
Total Disposition by Nonpool Plants	88,567,858	22.35%
<b>Total Disposition in Marketing Area</b>	<b>396,306,087</b>	<b>100.00%</b>

---

## USDA Announces Final Rule to Establish Rules of Practice for the Federal Milk Order Hearing Process

(Continued from Page 1) guidelines, timeframes and procedures for amending Federal milk marketing agreements and orders; authorizes the use of informal rulemaking (5 U.S.C. 553) to amend such agreements and orders; and establishes provisions that permit the USDA to impose assessments on pooled milk under the Federal milk marketing order program to fund expedited rulemaking. Such assessments would supplement appropriated funds for the procurement of services required by USDA to perform rulemaking functions.

The final rule was published in the August 20 Federal Register and is available at [www.fmmatlanta.com](http://www.fmmatlanta.com) under 'What's New'. For additional information contact Bill Richmond at [william.richmond@usda.gov](mailto:william.richmond@usda.gov).

### Florida Market Administrator Office Closure

In October, the lease on the Market Administrator office located in Winter Park, Florida will expire and will not be renewed. The three auditors based in the Florida area will continue to perform Federal Order 6 handler audits and will work from home offices.

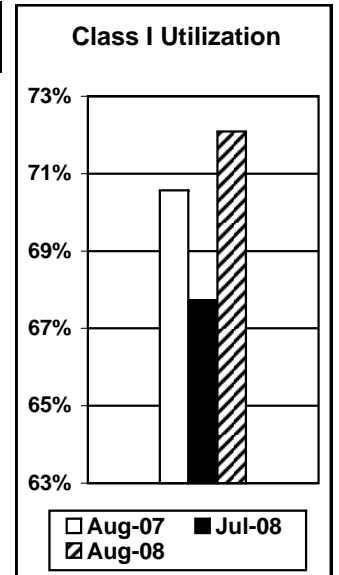
Beginning with the September pool, (run October 7-11) the Florida Order pool will be worked from our Franklinton, Louisiana office. The Atlanta office will remain as the primary contact for general questions and Southeast Order issues, questions or concerns. For more details, visit [www.fmmatlanta.com](http://www.fmmatlanta.com) and click on 'What's New'.

**FEDERAL ORDER 7 - SOUTHEAST: CLASS AND UNIFORM PRICES**

Pool Period	CLASS I*			CLASS II			CLASS III			CLASS IV			UNIFORM*		
	Skim/cwt	Bfat/lb	@ 3.5	Skim/cwt	Bfat/lb	@ 3.5	Skim/cwt	Bfat/lb	@ 3.5	Skim/cwt	Bfat/lb	@ 3.5	Skim/cwt	Bfat/lb	@ 3.5
May 2007	\$14.38	\$1.4699	\$19.02	\$11.50	\$1.5776	\$16.62	\$12.54	\$1.5706	\$17.60	\$ 13.45	\$1.5706	\$18.48	\$ 13.83	\$1.5377	\$18.73
June	\$15.98	\$1.5776	\$20.94	\$13.58	\$1.6527	\$18.89	\$14.93	\$1.6457	\$20.17	\$ 15.54	\$1.6457	\$20.76	\$ 15.64	\$1.6196	\$20.76
July	\$18.71	\$1.7018	\$24.01	\$16.31	\$1.6180	\$21.40	\$16.31	\$1.6110	\$21.38	\$ 16.58	\$1.6110	\$21.64	\$ 18.15	\$1.6491	\$23.29
Aug	\$19.84	\$1.6320	\$24.86	\$17.44	\$1.5942	\$22.41	\$14.79	\$1.5872	\$19.83	\$ 16.91	\$1.5872	\$21.87	\$ 18.91	\$1.6072	\$23.87
Sep	\$19.86	\$1.6692	\$25.01	\$17.46	\$1.5171	\$22.16	\$15.32	\$1.5101	\$20.07	\$ 16.92	\$1.5101	\$21.61	\$ 18.93	\$1.5723	\$23.77
Oct	\$19.96	\$1.5519	\$24.69	\$17.56	\$1.4162	\$21.90	\$14.27	\$1.4092	\$18.70	\$ 16.97	\$1.4092	\$21.31	\$ 18.89	\$1.4674	\$23.36
Nov	\$20.14	\$1.4628	\$24.55	\$17.74	\$1.4147	\$22.07	\$14.81	\$1.4077	\$19.22	\$ 16.03	\$1.4077	\$20.40	\$ 19.12	\$1.4310	\$23.46
Dec	\$18.75	\$1.4430	\$23.14	\$16.35	\$1.4418	\$20.82	\$16.14	\$1.4348	\$20.60	\$ 14.67	\$1.4348	\$19.18	\$ 18.03	\$1.4389	\$22.44
Jan 2008	\$19.63	\$1.4643	\$24.07	\$15.61	\$1.3389	\$19.75	\$15.19	\$1.3319	\$19.32	\$ 12.05	\$1.3319	\$16.29	\$ 18.26	\$1.3813	\$22.46
Feb	\$18.54	\$1.3970	\$22.78	\$14.39	\$1.3080	\$18.46	\$12.93	\$1.3010	\$17.03	\$ 10.48	\$1.3010	\$14.67	\$ 16.81	\$1.3355	\$20.90
Mar	\$15.64	\$1.3448	\$19.80	\$11.24	\$1.3674	\$15.63	\$13.72	\$1.3604	\$18.00	\$ 9.75	\$1.3604	\$14.17	\$ 14.55	\$1.3561	\$18.79
Apr	\$17.49	\$1.3793	\$21.71	\$10.47	\$1.4818	\$15.29	\$12.02	\$1.4748	\$16.76	\$ 9.74	\$1.4748	\$14.56	\$ 15.46	\$1.4418	\$19.97
May	\$15.70	\$1.5043	\$20.42	\$10.40	\$1.5632	\$15.51	\$13.20	\$1.5562	\$18.18	\$ 10.17	\$1.5562	\$15.26	\$ 14.74	\$1.5368	\$19.60
June	\$16.97	\$1.6005	\$21.98	\$10.89	\$1.6230	\$16.19	\$15.12	\$1.6160	\$20.25	\$ 10.64	\$1.6160	\$15.92	\$ 15.72	\$1.6095	\$20.80
July	\$19.50	\$1.6466	\$24.58	\$11.31	\$1.6844	\$16.81	\$12.82	\$1.6774	\$18.24	\$ 11.12	\$1.6774	\$16.60	\$ 17.46	\$1.6650	\$22.68
Aug	\$16.85	\$1.7184	\$22.27	\$11.74	\$1.7483	\$17.45	\$11.63	\$1.7413	\$17.32	\$ 10.93	\$1.7413	\$16.64	\$ 15.74	\$1.7316	\$21.25
Sep	\$15.78	\$1.7791	\$21.45	\$11.59											

**FEDERAL ORDER 7 - SOUTHEAST: POOLED RECEIPTS AND UTILIZATION OF PRODUCER MILK**

Pool Period	Producer Milk 1000 lbs.	Number of Farms	CLASS I		CLASS II		CLASS III		CLASS IV	
			1000 lbs.	%	1000 lbs.	%	1000 lbs.	%	1000 lbs.	%
May 2007	695,111	2,925	398,662	57.36%	96,168	13.83%	167,933	24.16%	32,349	4.65%
June	558,867	2,956	372,612	66.67%	96,460	17.26%	61,040	10.92%	28,755	5.15%
July	561,866	2,962	369,735	65.80%	74,157	13.20%	95,276	16.96%	22,699	4.04%
Aug	581,050	3,208	409,987	70.57%	60,967	10.49%	94,557	16.27%	15,539	2.67%
Sep	558,271	3,075	378,231	67.75%	53,134	9.52%	93,114	16.68%	33,792	6.05%
Oct	584,122	3,000	412,258	70.58%	58,111	9.95%	99,545	17.04%	14,208	2.43%
Nov	582,419	3,097	409,617	70.33%	48,795	8.38%	105,214	18.06%	18,794	3.23%
Dec	593,590	3,143	392,849	66.17%	59,990	10.11%	97,737	16.47%	43,014	7.25%
Jan 2008	642,148	3,068	427,443	66.56%	54,698	8.52%	109,863	17.11%	50,144	7.81%
Feb	606,111	2,989	389,276	64.22%	69,259	11.43%	94,584	15.61%	52,992	8.74%
Mar	614,369	2,948	398,126	64.80%	83,411	13.58%	82,833	13.48%	49,999	8.14%
Apr	608,631	2,943	388,115	63.76%	81,108	13.33%	100,604	16.53%	38,804	6.38%
May	597,176	2,956	386,639	64.74%	79,323	13.28%	96,547	16.17%	34,668	5.81%
June	493,500	2,666	346,682	70.25%	71,361	14.46%	27,363	5.54%	48,094	9.75%
July	539,885	2,936	365,692	67.73%	64,438	11.94%	68,086	12.61%	41,668	7.72%
August	553,377	2,900**	398,922	72.09%	57,441	10.38%	51,033	9.22%	45,981	8.31%



\* Class I and uniform prices are at Fulton County (Atlanta), Georgia;\*\* Estimated

## Southeast Marketing Area - Federal Order 7

### Pool and Payment Dates for the Pooling Periods September through November 2008

Pool Month	Pool & Uniform Price Release Date	MA Payment Dates		Payments for Producer Milk			
		Due to:	Due From:	Partial Payment** Due		Final Payment Due	
		All Funds	P/S & T-Credit	Coop	Nonmember	Coop	Nonmember
SEP 2008	10/11/08	10/14/08	10/15/08	09/25/08	09/26/08	10/15/08	10/16/08
OCT 2008	11/11/08	11/12/08	11/13/08	10/27/08	10/27/08	11/13/08	11/14/08
NOV 2008	12/11/08	12/12/08	12/15/08	11/25/08	11/26/08	12/15/08	12/16/08

\*\* The base rate for making partial payments in Fulton County, GA for September will be \$19.131 per hundredweight. This is 90 percent of the preceding month's uniform price of \$21.25 per hundredweight.

### Producer Touch Base Requirements & Handler Diversion Limits

[per Order Amendment issued March 17, 2008]

	Jan	Feb	Mar	Apr	May	Jun	Jul	Aug	Sep	Oct	Nov	Dec
Producer Touch Base Days	1	1	1	1	1	1	1	1	1	1	1	1
Diversion Percentage Limits	25%	25%	35%	35%	35%	35%	25%	25%	25%	25%	25%	35%

## WASDE Dairy Report 1/

### WASDE-462 September 12, 2008

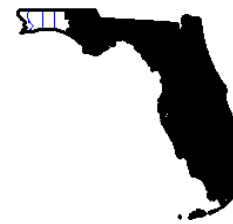
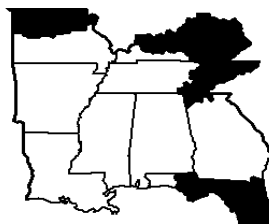
The milk production forecast for 2008 is fractionally higher than last month, and forecast 2009 production is raised. For both years, cow numbers are expected to decline less rapidly than previously expected, and milk per cow in 2009 is expected to increase at a slightly higher rate. Dairy trade forecasts are adjusted to reflect complete second quarter data but forecasts are unchanged from last month. Stocks are adjusted to reflect tighter expected stocks of fat-basis products but potentially larger stocks of nonfat dry milk (NDM).

Prices for butter, cheese, NDM, and whey are forecast lower as milk production is forecast higher. As a result of lower product prices, Class III and IV prices forecasts are reduced. The all milk price is forecast lower this month, averaging \$18.65 to \$18.85 in 2008 and \$17.85 to \$18.85 in 2009.

1/The World Agricultural Supply and Demand Estimates (WASDE) report provides USDA's comprehensive forecasts of supply and demand for major U.S. and global crops and U.S. livestock, including dairy. The most recent WASDE report is available at [www.usda.gov/oce/commodity/wasde/index.htm](http://www.usda.gov/oce/commodity/wasde/index.htm).



**MILK MARKET ADMINISTRATOR**  
U.S. Department Of Agriculture  
1550 North Brown Road, Suite 120  
Lawrenceville, Georgia 30049



**[www.fmmatlanta.com](http://www.fmmatlanta.com)**

"The U.S. Department of Agriculture (USDA) prohibits discrimination in all its programs and activities on the basis of race, color, national origin, age, disability, and where applicable, sex, marital status, familial status, parental status, religion, sexual orientation, genetic information, political beliefs, reprisal, or because all or a part of an individual's income is derived from any public assistance program. (Not all prohibited bases apply to all programs.) Persons with disabilities who require alternative means for communication of program information (Braille, large print, audiotape, etc.) should contact USDA's TARGET Center at (202) 720-2600 (voice and TDD). To file a complaint of discrimination write to USDA, Director, Office of Civil Rights, 1400 Independence Avenue, S.W., Washington, D.C. 20250-9410 or call (800) 795-3272 (voice) or (202) 720-6382 (TDD). USDA is an equal opportunity provider and employer."